




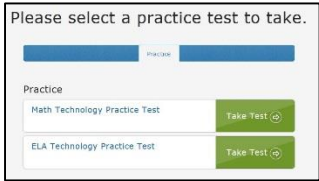



How to Take the Alaska Measures of Progress Technology Practice Tests

<p>Step 1 Download the KITE test engine onto your device: iPad, Chromebook, Mac, PC Go to http://akassessments.org/kite for instructions and links.</p>			
<p>Step 2 Select the KITE icon to open the test engine.</p>	 Mac / PC	 iPad	 Chromebook
<p>Step 3 Type in the Username and Password (listed on page 2 of this document). Then select the “Sign-in” arrow. This will open the next screen.</p>			
<p>Step 4 The next screen contains two options: Take a Test and Practice First. Choose Practice First. This will open a screen with a list of available Technology Practice Tests.</p>			
<p>Step 5 Choose ELA (English language Arts) or Math. This will open the Instructions Page.</p>			
<p>Step 6 The first page is the instructions; scroll to read the entire page. Choose “Begin” at the bottom of the page to open the first question in the Technology Practice Test. (Please Note: The directions page on the Technology Practice Test contains more information than what will be on the AMP summative assessment.)</p>			

How to Take the Alaska Measures of Progress Technology Practice Tests

Username and Passwords

There are a total of six Technology Practice Tests to choose from. The general Technology Practice Tests give students practice with Universal Tools (the tools all students can use). The second set of Technology Practice Tests include Accessibility Tools that are provided to students via the Personal Needs Profile (PNP). The PNP activates tools that provide students with additional supports. These features do not change the skills being measured; the tools ensure that a learning difference or challenge does not prevent a student from showing what they know are and able to do.

The three PNP Technology Practice Tests include the following features:

- Text-to-speech: students can listen to directions, questions, and answer choices read aloud through headphones (not available for reading items).
- Masking: students can use the masking device to limit the amount of text seen at one time on the screen.
- Auditory calming: students can listen to calming music with headphones.

Technology Practice Tests - General		
	Username	Password
Elementary school ELA and math (appropriate for grades 3–5)	amp.el	fish4
Middle school ELA and math (appropriate for grades 6–8)	amp.ms	zany9
High school ELA and math (appropriate for grades 9–10)	amp.hs	tree6

Technology Practice Tests – Accessibility Tools		
	Username	Password
Elementary school ELA and math (appropriate for grades 3–5)	amp.pnp.el	root8
Middle school ELA and math (appropriate for grades 6–8)	amp.pnp.ms	hour7
High school ELA and math (appropriate for grades 9–10)	amp.pnp.hs	lock9

The purpose of the Technology Practice Tests is to familiarize students with Alaska’s new computer-based test delivery system (called KITE) and to give them an opportunity to practice the types of questions that will be on the AMP assessments.

- The Technology Practice Tests are not meant to illustrate the rigor and complexity of the questions students will encounter on the test this spring. The Technology Practice Tests cover only a small amount of the content in the Alaska English Language Arts and Math Standards and should not be used to inform instruction. Scores are not provided on the Technology Practice Tests and students can login and practice an unlimited number of times.
- Students need multiple opportunities to practice using the Technology Practice Tests so that they are familiar with using the tools and functions that are part of the AMP tests. Students should practice on the same types of devices (e.g., computers, tablets) that they use most often during instruction. Students should also take the summative assessment on the type of device that they are most familiar with using in the classroom.

For more information, please go to the EED website and select the purple star (<http://education.alaska.gov/akassessments/>) or contact elizabeth.davis@alaska.gov.